

SPECIFICATIONS

Electrical Ratings	3A @ 120VAC, 28VDC; 1A @ 250VAC See contact options
Electrical Life	30,000 cycles typical
Contact Resistance	< 20 mΩ max initial @ 2-4VDC, 100mA
Dielectric Strength	1000Vrms min
Insulation Resistance	> 1,000MΩ min
Operating Temperature	-40°C to 85°C
Storage Temperature	-40°C to 85°C



Process Sealed
cRU[®] US - E222871



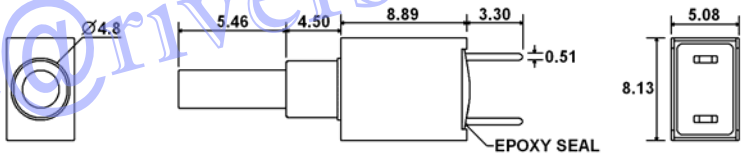


MATERIALS ← RoHS COMPLIANT

Actuator	Thermoplastic Polyester
Housing	6/6 Nylon, Glass Filled, Flame Retardant Heat Stabilized, UL94V-0
Bracket	Brass, Tin-Lead Plated
Contacts	Copper Alloy, Silver Plated
Terminals	Brass, Silver Plated



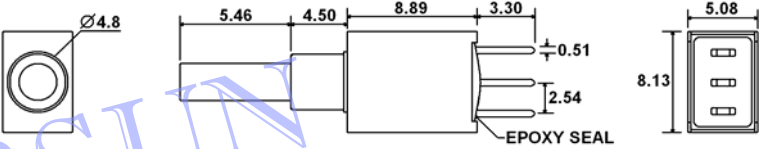


ORDERING INFORMATION


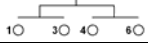
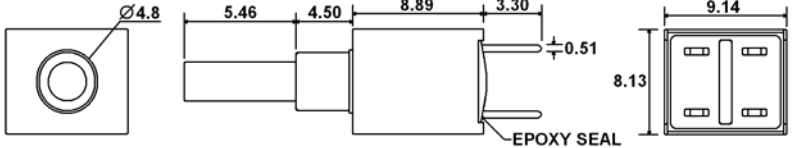


Series:	BSP	2	1	T	C	Q	C842
<p>Number of Poles: 1 = Single Pole 2 = Double Pole</p> <p>Switch Function: 0 = OFF - (ON) 1 = ON - (ON) **for Single Pole only</p> <p>Actuator / Bushing: T = 5.46mm Actuator, Non-Threaded F = Flush Actuator, Non-Threaded</p> <p>Terminals: B = Solder Lug C = PC Pin H = Horizontal Mount, Right Angle PC Pin; <i>HS = Snap-in</i> V = Vertical Mount, Right Angle PC Pin; <i>VS = Snap-in</i> A5 = PC Pin with Support Bracket; <i>A5S = Snap-in Support Bracket</i></p> <p>Contacts: Q = Silver Plated R = Gold Plated G = Gold over Silver Plated</p> <p>Cap Options: Cap Colors: C84 C85 ** See Cap Options for color availability</p>							

SWITCH FUNCTION

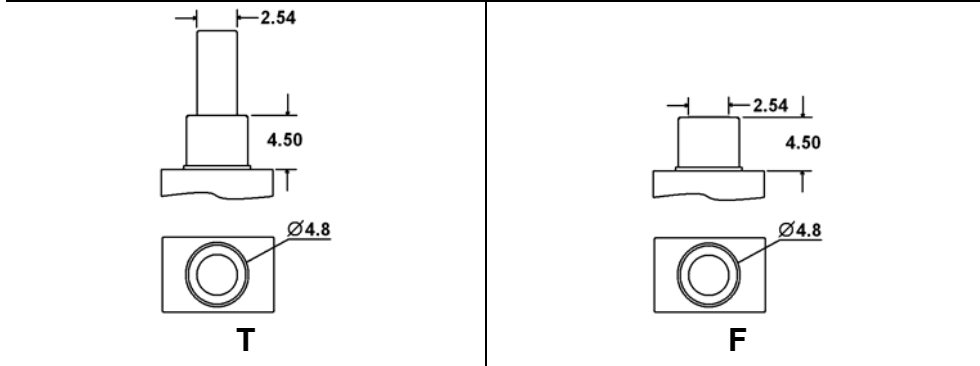
 SPST 	Function 0 Terminals	Pushbutton Position		
		 OFF	 (ON)	

SWITCH FUNCTION

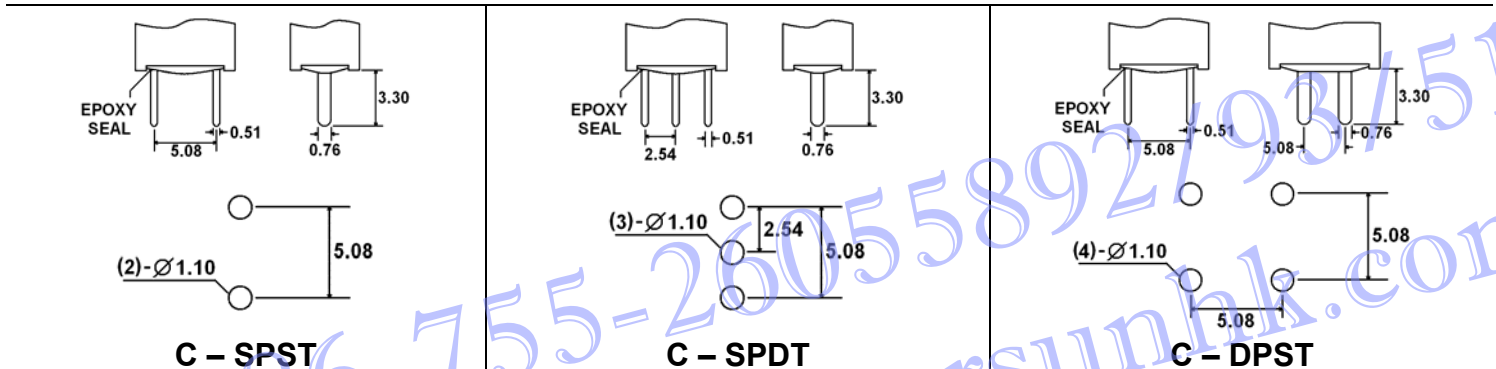
 SPDT 	Function 1 Terminals	Pushbutton Position		
				
		2-1	2-3	

 DPST 	Function 0 Terminals	Pushbutton Position		
				
		---	1-3, 4-6	

ACTUATOR / BUSHING OPTIONS

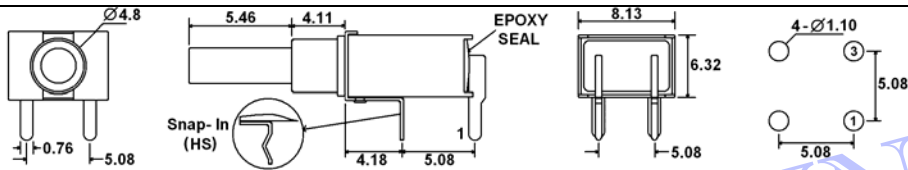


TERMINAL OPTIONS

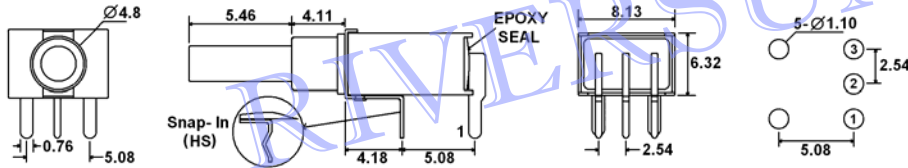


86-755-26055892193751
service@riversunhk.com

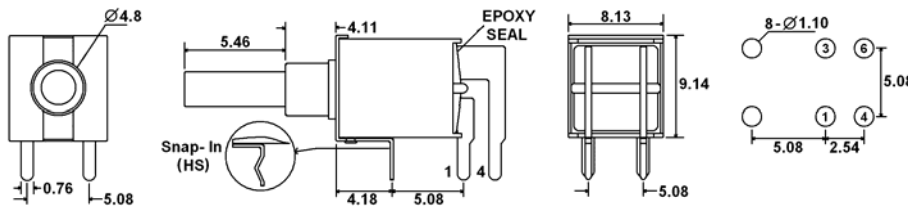
TERMINAL OPTIONS



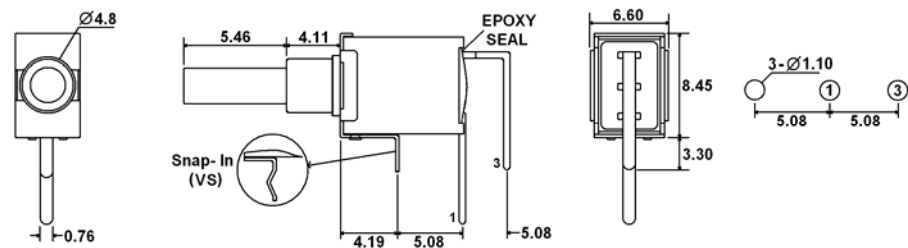
H (HS – Snap-in) = Horizontal Mount, Right Angle PC Pins (SPST)



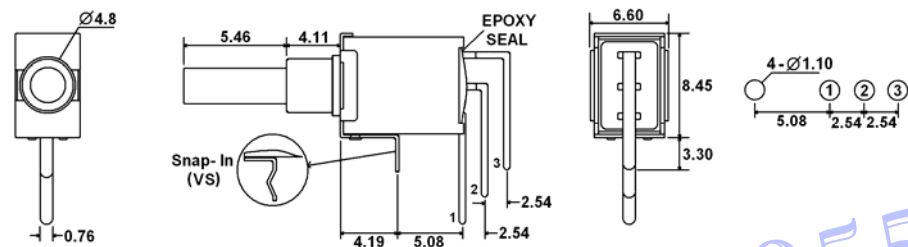
H (HS – Snap-in) = Horizontal Mount, Right Angle PC Pins (SPDT)



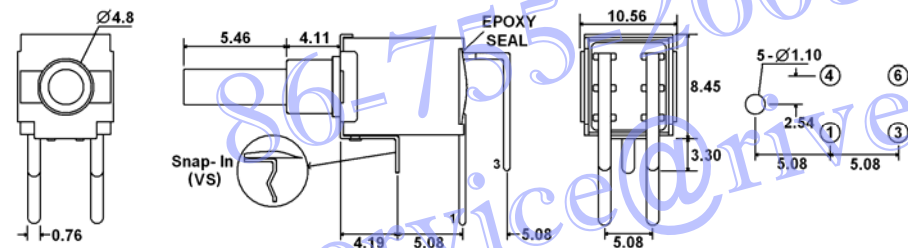
H (HS – Snap-in) = Horizontal Mount, Right Angle PC Pins (DPST)



V (VS – Snap-in) = Vertical Mount, Right Angle PC Pins (SPST)

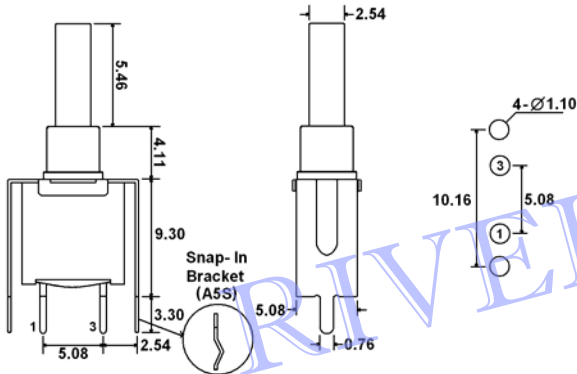


V (VS – Snap-in) = Vertical Mount, Right Angle PC Pins (SPDT)

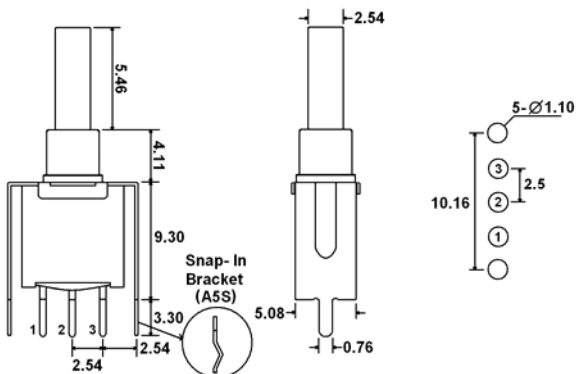


V (VS – Snap-in) = Vertical Mount, Right Angle PC Pins (DPST)

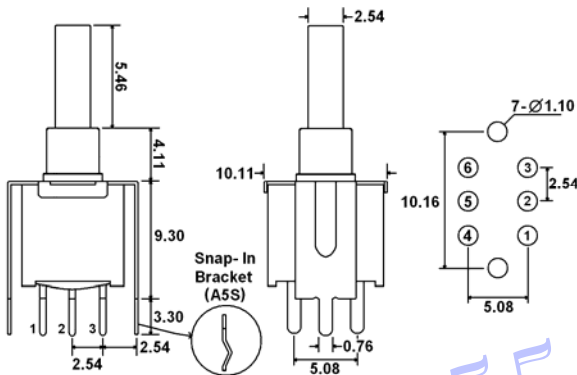
TERMINAL OPTIONS



A5 (A5S – Snap-in Bracket) = PC Pins with Support Bracket (SPST)



A5 (A5S – Snap-in Bracket) = PC Pins with Support Bracket (SPDT)



A5 (A5S – Snap-in Bracket) = PC Pins with Support Bracket (DPST)

CONTACT OPTIONS

Designator	Contact Material	Terminal Material	Electrical Ratings
Q	Silver Plating	Silver Plating	3A @ 120VAC, 28VDC; 1A @ 250VAC
R	Gold over Nickel Plating	Gold over Nickel Plating	.4 VA max @ 20VAC or VDC max
G	Gold over Silver Plating	Gold over Silver Plating	.4 VA max @ 20VAC or VDC max or 3A @ 120VAC, 28VDC; 1A @ 250VAC

CAP OPTIONS

 <p>C84_ 1 = White, 2 = Black, 3 = Red Contact Factory for other available colors</p>	 <p>C85_ 1 = White, 2 = Black, 3 = Red Contact Factory for other available colors</p>
--	---

86-755-26055892/93/51
 service@riversunhk.com